



NEWEA ADVOCACY TOOLKIT

PREPARED BY
THE NEWEA GOVERNMENT AFFAIRS COMMITTEE
JANUARY 2020





DRAFT TABLE OF CONTENTS FOR ADVOCACY TOOL-KIT

1. Advocacy Tips from WEF Water Advocated Program
2. List of Affiliated State Associations
3. Table of key Congressional Committees and members from New England
4. Handouts/ Examples
 - a. National Stormwater Program facts and recommendations
 - b. America's Water Infrastructure – Summary of key points
 - c. Tips for Planning Fly-in/ Drive-in
 - d. NEWEA Talking Points 2019
 - e. Value of Water Poster – Northeast and US
 - f. Value of Water Facts
 - g. One Water For America Summary of Seven Big Ideas
 - h. NEWEA Career Brochure
5. Sample letters, thank-you notes, and press releases
6. Link to Position Papers
7. Links to Videos
8. State Specific Budget and Legislative Process
 - a. Connecticut
 - b. Maine
 - c. Massachusetts
 - d. New Hampshire
 - e. Rhode Island
 - f. Vermont

Key Tips For Reaching Out

- ✓ **Know the facts:** To gain and maintain credibility, it is critical that you have the all of the facts on both sides of any issue.
- ✓ **Have a clear and concise message:** Government officials, the press and the general public do not have time for long-winded conversations or documents — you need to get to your point quickly and concisely.
- ✓ **Nurture relationships and work collaboratively:** Advocacy is a joint venture— you need to find your allies and work with them. Be sure you and your allies have consistent data and the same messages.
- ✓ **Make your voice heard!** Advocacy is not the place for being shy. Make sure you spread the word.
- ✓ **Say “thank you”:** Always thank everyone who helped you achieve your victory!

Find Your Elected Officials

- ✓ <https://www.Whitehouse.gov/Contact/>
Write-or-call
- ✓ <http://www.Senate.Gov/Senators/Contact/>
- ✓ <http://www.House.Gov/Representatives/Find/>
- ✓ <http://www.Whoismyrepresentative.com>
- ✓ <https://www.Govtrack.us/Congress/Members/map>

WEF WATER ADVOCATES TOOLKIT SUMMARY

[HTTPS://WWW.WEF.ORG/ADVOCACY/WATER-ADVOCATES2/](https://www.wef.org/advocacy/water-advocates2/)

THIS PAGE SUMMARIZES THE KEY POINTS IN THE WEF WATER ADVOCATES PROGRAM GUIDANCE. GO TO THE ABOVE WEBSITE FOR MORE DETAILED INFORMATION.





Tips for Writing Your Legislator

1. Begin by stating that you are a **constituent**.
2. **Personalize** your letter. Handwritten letters have the most impact. In making your case on the issue, use personal examples .
3. Make a strong connection between the issue and your **local community**.
4. If the legislator has supported your issues in the past, **acknowledge** this.
5. Keep your letter **brief** — one to one and a half pages at the most.

Tips for Calling Your Legislator

1. **Plan:** Before you make the call, plan what you are going to say. Your phone call will be very brief, so keep your message simple and to-the-point.
2. **Message:** Think about a key point or personal story that supports your position.
3. **Call Local:** If your legislator is in your home district on specific days or on weekends, call when he or she is in your home district.
4. **Staff or Message:** Be prepared to talk to one of the legislator's **staff** or to leave a **message** instead.


Make sure you get the staff person's full name.

5. **Call Back:** Call more than once. As you monitor the issue, **call back** to ask for specific support or action as appropriate to the process .

Keep the Momentum Going

1. **Influence Policy** by generating personal contacts with state legislators or members of Congress.
2. **Maximize Voter Turnout:** Grassroots organizing is the most effective way to engage in voter engagement efforts.
3. **Energize:** Grassroots organizing creates a sense of energy, excitement, and momentum.
4. **Provide a Personal Touch:** Grassroots puts a “human face” on an issue.
5. **Win:** Organizations and campaigns that ignore grassroots organizing have been losing more and more in recent years.





NEWEA AFFILITATED STATE ASSOCIATIONS



CONNECTICUT: CTWPAA.ORG AND CAWPCA.ORG

MAINE: MeWEA.ORG

MASSACHUSETTS: MAWEA.ORG

NEW HAMPSHIRE: NHWPCA.ORG


RHODE ISLAND: RINWPCA.INFO

VERMONT: GMWEA.ORG



Summary of Key Federal Committees and NE Representatives

Body	Committee	Member 1	State	Member 2	State	Member 3	State
House	Energy & Commerce	Joe Kennedy	MA-4	Peter Welch	VT		
House	Ways & Means	Richard Neal, Chair	MA-1	John Larson	CT-1		
House	Veterans Affairs	Chris Pappas	NH-1				
House	Transportation and Infrastructure	Steven Lynch	MA-8	Chris Pappas	NH-1		
Senate	Environment and Public Works	Sheldon Whitehouse	RI	Bernie Sanders	VT	Ed Markey	MA
Senate	Veterans Affairs	Richard Blumenthal	CT				



HANDOUTS AND EXAMPLES



RECOMMENDATIONS TO IMPROVE THE **STORMWATER PROGRAM** IN THE U.S.

RECOMMENDATIONS:

1. Provide dedicated Federal funding source(s) to communities.
2. Develop a National Performance Verification Program.
3. Fund EPA Clean Watersheds Needs Survey.
4. Modernize NPDES permits to include integrated planning and watershed-based approaches.
5. Develop tools to implement pollutant source control.

Source: WEF Stormwater Institute

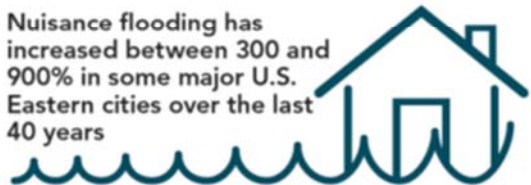


DID YOU KNOW?

85% of impairments were from **Traditional Point Sources** in **1970**, by **2010**,

85% were from **Nonpoint Sources** (Ag and Urban Runoff)

Nuisance flooding has increased between 300 and 900% in some major U.S. Eastern cities over the last 40 years



Federal Investment in Water Infrastructure is Critical

Federal investment enables local investment and makes projects possible. SFR funding of \$1.3 billion and \$50 million in WIFIA funding is needed.

Lack of Investment Effects All Communities and Regions

USDA Rural Water/Wastewater funding of \$2 billion and \$500 million, respectively, is needed.

98% of Rural Americans who receive their drinking water from small systems.

Investment in Water Infrastructure Creates Jobs in Other Industries

each job in water or wastewater construction or rehab adds **3.68**






more jobs to the national economy

Information Provided by: America's Water Infrastructure

Water Week 2019 Brochure

\$66 billion in SRF grants has generated
\$171 billion
in clean & drinking water infrastructure project





TIPS FOR PLANNING YOUR FLY-IN/ DRIVE-IN

- Keep message clear, concise, and consistent
- Know what your ask is and don't leave without an answer
- Get to know the staffers
- Identify other issues important to Legislator
- Identify current bills/initiatives and your Legislator's POV
- Consider Drive-ins - More likely to get time at "Home Office"
- Take pictures and follow up with an article
- Give credit for past support



NEWEA FLY-IN TALKING POINTS 2019

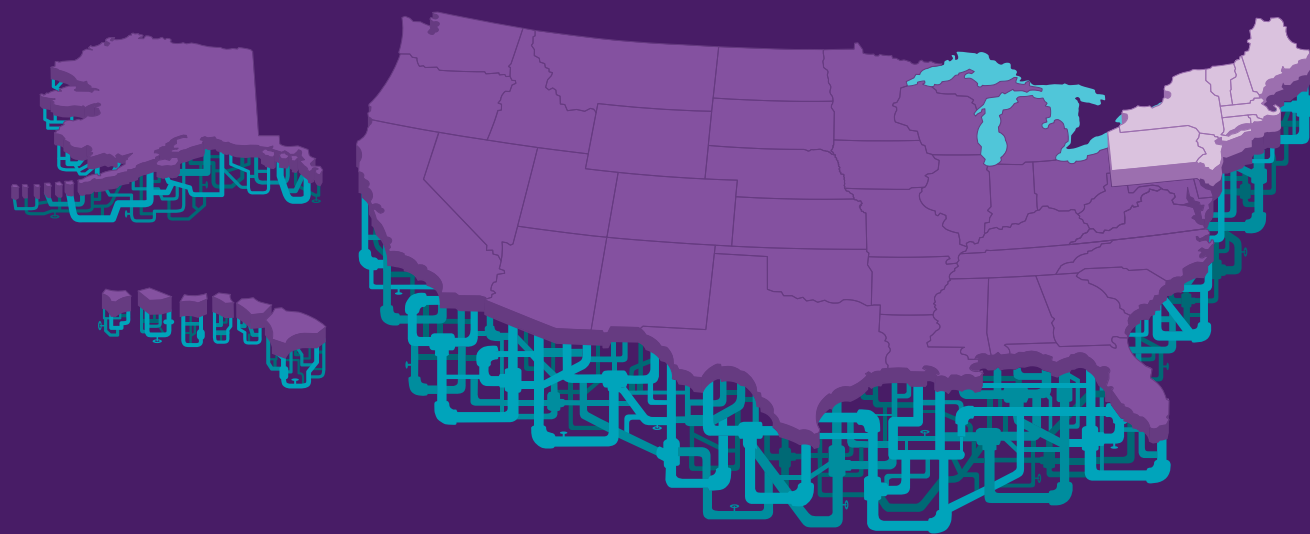
- US water & sewer systems received a “D” grade from ASCE, resulting in a funding deficit of billions to repair aging infrastructure
- Infrastructure repair and replacement costs keep increasing, straining municipal budgets
- Federal Funding dropped from \$17 billion in 1977 to \$4.4 billion in 2014, while communities continue to grow and infrastructure demands increase



- Funding is needed to address Combined Sewer Systems
 - Funding is needed to address emerging contaminants in wastewater and drinking water
 - Funding is needed to address the effects of climate change
 - Rural systems are often overlooked for funding programs
-
- Integrated and regional approaches are needed to address current needs and issues
 - Regulations need to be based on sound science
 - Regulatory response needs to consider the cost vs. the benefits to communities and provide relief for high costs of compliance
 - Water and Wastewater systems do not create contaminants of concern – they are unwilling recipients
 - Groundwater extraction for other industries can impact the ability of municipalities to continue to provide safe drinking water
 - EPA funding for research and development needs to be increased, with a focus on sustainability and regional solutions



THE UNITED STATE(S) OF WATER



THE NORTHEAST*

Ongoing access to clean, safe water is critical to our economy, health, and way of life. Although we live in different parts of the country, Americans are united in our dependence on water and the infrastructure that connects, protects, and supports it.

WE NEED WATER

The average person living in the Northeast uses **114 gallons** of water per day.



WE RELY ON REGULAR SERVICE



New York City, which has the largest engineered water system in the nation, supplies **1 billion gallons** of water to **9 million people** and cleans **1.3 billion gallons** of wastewater each day.

LOTS OF NEW TECHNOLOGY EXISTS

The New England Patriots' home, Gillette Stadium, uses recycled water for flushing.



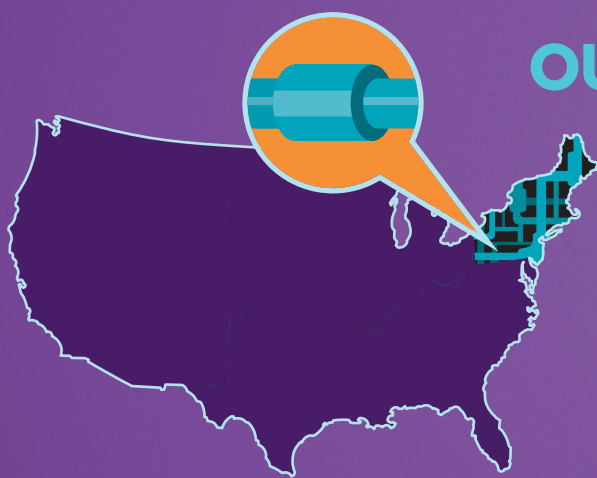
PROVIDING WATER ISN'T FREE



People who live in the Northeast pay an average of **\$4.45 per 1000 gallons** for drinking water, and **\$5.55 per 1000 gallons** of wastewater that they use. In some cases, the true value of water can be as high as **\$30 per 1000 gallons!****

OUR SYSTEMS ARE AGING

The combined average age of New York and Philadelphia's drinking water pipes is **74 years old**. Their average wastewater pipes are **92 years old**.



WHAT WE CAN SAVE

6 trillion gallons of water, wastewater and stormwater is lost each year in the U.S. to faulty, aging or leaky pipes.



WHAT WE MUST DO

Invest in water, wastewater & stormwater!

In the Northeast, they need **\$180 billion** just to modernize their drinking water systems.



WE CAN DO THIS

60% of Americans say they are willing to pay more for water.



DID YOU KNOW?

Wastewater contains about ten times the amount of energy required to treat it—enough to meet the electricity needs of Chicago, Dallas, Houston and New York City.



THE UNITED STATE(S) OF WATER

Ongoing access to clean, safe water is critical to our economy, health, and way of life. Although we live in different parts of the country, Americans are united in our dependence on water and the infrastructure that connects, protects, and supports it.



THE COST OF CLEAN

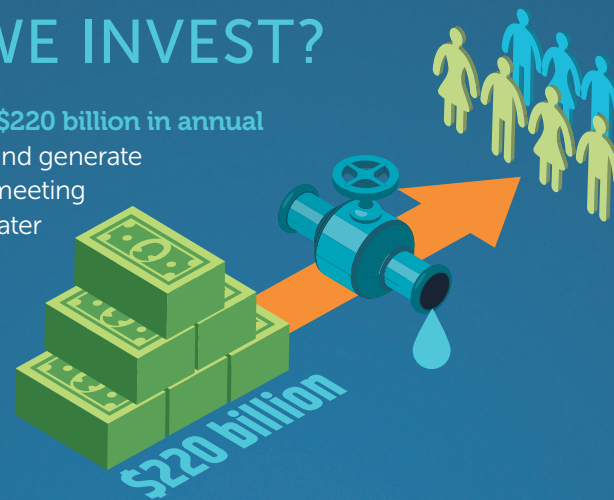
Water is free, keeping it clean, safe, & flowing is not. We must invest in our systems.



\$4.8 trillion to maintain water & wastewater systems

WHAT HAPPENS WHEN WE INVEST?


We could gain over **\$220 billion** in annual economic activity and generate **1.3 million jobs** by meeting U.S. water & wastewater infrastructure needs.



GOING GREEN, SAVES GREEN

30%–60% the amount of \$ saved by treating stormwater at its source with green & traditional infrastructure.

VALUE OF WATER



■ **60%** of Americans are in favor of paying more to invest in water infrastructure.

■ **23 to 1** = return for U.S. public health from early clean water investments.

THE THREE R's

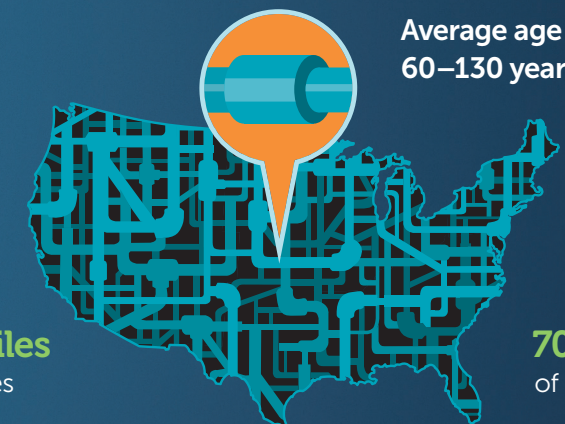
Every drop is cleaned, reused, recycled, & returned to the environment.

- The average American sends between **66–182 gallons** of wastewater to the system each day.
- **34 billion gallons** of water are treated each day by U.S. water treatment plants.



AGE AT-A-GLANCE

Average age is **60–130 years old**.



800,000 miles of water pipes

700,000 miles of wastewater pipes

RETURN ON INVESTMENT



Every new water sector job adds another **3.68** to the economy.



Every **\$1** spent on infrastructure generates **\$6** in returns.

WHERE'S THE WATER?

The average American uses **100 gallons** of water daily.



The Economic Benefits of Investing in Water Infrastructure

Fact Sheet

The Value of Water Campaign commissioned a new report, “The Economic Benefits of Investing in Water Infrastructure” to assess how investments in the nation’s water infrastructure can affect economic growth and employment. This fact sheet outlines the key findings of the study, and the full report can be found at www.thevalueofwater.org/resources.

The US is funding just one-third of its water infrastructure needs.

- Most water and wastewater systems, which put food on our table, keep our lights on, and keep our businesses thriving, have been in operation for **75–100 years** or longer, well exceeding their expected lifespan.
- The US needs to invest a total of **\$123 billion per year** in water infrastructure over the next 10 years to bring systems to a state of good repair.
- Our national water infrastructure investment gap is **\$82 billion per year**.
- Current local, state, and federal capital spending on water infrastructure only funds **one-third of our national needs**.
- While federal contributions to transportation infrastructure have stayed constant at approximately half of total capital spending, federal investment in water infrastructure has **declined from 63% to 9%** since 1977.

Closing the water infrastructure investment gap creates jobs and strengthens the economy.

By closing the annual investment gap in water infrastructure, we can generate:

- **Over \$220 billion in economic activity** (direct, indirect, and induced), exceeding the gross domestic product generated by 26 states.
- **1.3 million American jobs** (direct, indirect, and induced), more than the employed workforce of 16 states.

Water service disruptions are more than an inconvenience to American employees and businesses; they are costly.

- At a national level, a one-day disruption in water services would result in a **\$43.5 billion daily sales loss** to businesses and **\$22.5 billion loss in GDP**.
- For every day of water service disruption, the average US business loses **\$230 in sales per employee**. In industries most reliant on water, sales drop by up to 75 percent, or up to \$5,800 per employee.

Keeping water infrastructure in a state of good repair is essential to business productivity.

- If the water infrastructure gap is not addressed, industries are projected to experience higher costs in the form of higher water rates, costs of self-supply, or costs of relocating to better-served areas.
- Closing the water investment gap saves businesses **\$94 billion in annual sales**, and saves 505,000 jobs over the next 10 years.

Now is the time to invest.

Reliable water infrastructure is fundamental to our nation’s economic health and competitiveness. Meeting the investment need will require collaboration across public and private sectors, including strong partners at the local, state, and federal level.

To learn more about the Value of Water Campaign and our efforts to educate the nation about the importance of water and the need to invest in water infrastructure, visit www.thevalueofwater.org.

Fourth Annual Value of Water Index

Over the past four years, the Value of Water Campaign has polled American voters to better understand their opinions about the state of our nation's water infrastructure and what they view as priorities for action and potential solutions.

The Value of Water Campaign is pleased to share the results of our fourth annual national poll of over 1,000 American voters, conducted by the bipartisan research team of Fairbank, Maslin, Maullin, Metz, and Associates (D) and New Bridge Strategy (R).

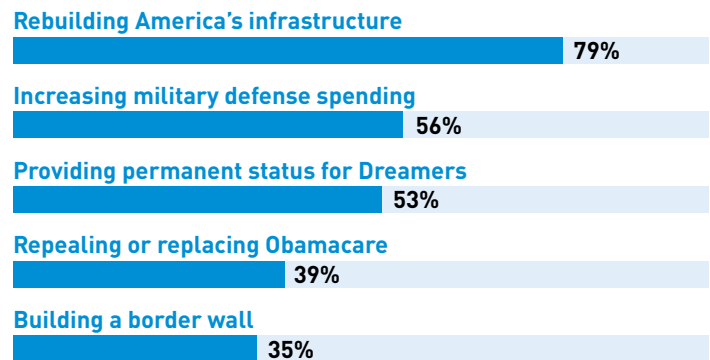
Water infrastructure is a TOP PRIORITY.

Americans support rebuilding our nation's infrastructure more than any other issue facing the current administration, including building a border wall, repealing or replacing Obamacare, providing permanent status for Dreamers, or increasing military defense spending.

79%

of voters say rebuilding America's infrastructure is extremely or very important.

Americans support rebuilding our nation's infrastructure more than any other top issue facing the current administration:



Americans support INVESTING NOW, before our nation's water infrastructure fails.

85%

of Americans support (with 52 percent strongly supporting) increasing federal investment to rebuild our water infrastructure.

68%

continue to support capital investments at the national, state, and local levels—even when told that investment carries a \$1.2 trillion price tag.

67%

of voters support a *proactive* program of water infrastructure upgrades, rather than fixing problems as they arise.

80%

of American voters say what they pay for water service is affordable and more than three in five voters would be willing to pay a modest increase in local water rates to fund improved service.

Agreement across party lines and demographics: water infrastructure is essential to all.

Support for investing in water infrastructure cuts across age, gender, party, geography, and ideology.



More than three in four Democrats *and* Republicans agree rebuilding America's infrastructure should be a top priority for the President and Congress this year.

Water quality concerns emphasize need for investment and innovation.



of Americans—living in both urban and rural areas—are concerned about contaminants affecting their water quality.



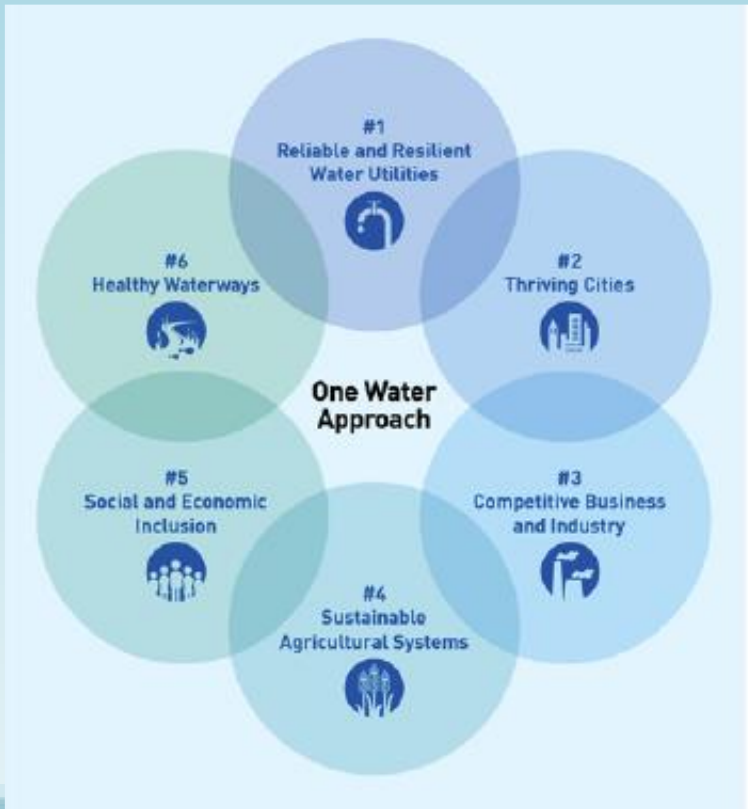
More than five in eight Americans support local water agencies increasing the use of potable recycled water in their community.

About the Value of Water Campaign

The Value of Water Campaign educates and inspires the nation about how water is essential, invaluable, and in need of investment. Spearheaded by top leaders in the water industry, and coordinated by the US Water Alliance, the Value of Water Campaign is building public and political will for investment in America's water and wastewater infrastructure through best-in-class communications tools, high-impact events, media activities, and robust research and publications. [More at thevalueofwater.org](http://thevalueofwater.org).


ONE WATER FOR AMERICA*

State Toolkit Summary



Seven Big Ideas for Sustainable Water Management

1. Regional Collaboration
2. Form Agriculture-Utility Partnerships
3. Sustain Adequate Funding for Water Infrastructure
4. Blend Public & Private Expertise & Investment
5. Redefine Affordability
6. Protect Public Health
7. Accelerate Technology Adoption



We Need Your Help

Not long ago many of the rivers and streams in the United States were regarded as nothing more than open sewers.

After the Clean Water Act was established, public and privately owned wastewater treatment facilities were created to improve the quality of rivers, lakes, and oceans.

Today, our waterways sustain wildlife, people and local economies.

This success is due to the men and women who work in the water quality industry.

We need your help to continue to keep our waters clean.

Consider a career as a water quality professional.

Career Opportunities

There are many different career opportunities in the water quality industry. Career preparation ranges from a high school diploma to college degrees.

Wastewater, Drinking Water and Town Operations

- Plant Operator, Town Water/Sewer Worker²
- Maintenance Worker¹
- Laboratory Technician¹
- Accounting/Administrative Clerk¹
- Plant Supervisor/Manager, Public Works Director³
- Municipal Engineer³

Consultants, Equipment Personnel

- Design Consultant³ (Civil, Environmental, Structural, Electrical, Instrumentation Engineer, etc.)
- Contract Laboratory³
- Computer IT³
- Environmental Scientist³
- Environmental Lawyer³
- Equipment Manufacturer³
- Equipment Sales Representative³

Academics

- College Professor⁴
- Researcher⁴

Regulatory

- State Agencies³
- Federal Agency³

Typical Minimum Degree/License Requirements

- ¹ High School Diploma
- ² Wastewater and/or Drinking Water License
- ³ Bachelor and/or Master's Degrees in specific discipline
- ⁴ Doctorate Degree



Water Quality Professional Benefits

Competitive Salaries • Good Benefits • Job Security • Continued Education • Career Advancement Opportunities
Sense of Accomplishment • Variety of Career Paths • Helping Communities and the Environment • Teamwork

For More Information

To learn more about career opportunities and certification in the water quality field, visit:

Connecticut
ctwpaa.org & cwwa.org

Maine
mewea.org & mwua.org

Massachusetts
mwpc.org & mwwa.memberclicks.net

New Hampshire
nhwpc.org & nhwwa.org

Rhode Island
rinwpc.info & riwwa.net

Vermont:
gmwea.org & vtruralwater.org

New England Interstate Water
Pollution Control Commission
(NEIWPC) neiwpc.org

New England Water Environment
Association (NEWEA) newea.org

New England Water Works
Association (NEWWA) newwa.org

Water Environment Federation
(WEF) wef.org


Go Where the Action is... Be a Water Quality Professional

Water is the only substance on earth needed by every living thing.

Our health and economic well-being depend on our ability to sustain adequate and clean water.

Water quality professionals are key to that success.





EXAMPLE LETTERS AND PRESS RELEASES



NEWEA
WORKING FOR WATER QUALITY

New England Water Environment Association, Inc.
10 Tower Office Park, Suite 601, Woburn, MA 01801-2155
Tel 781-939-0908 | Fax 781-939-0907 | www.newea.org | mail@newea.org

April 4, 2016

The Honorable Thad Cochran
Chairman
Senate Committee on Appropriations
Washington, DC 20510

The Honorable Barbara Mikulski
Vice Chairwoman
Senate Committee on Appropriations
Washington, DC 20510

The Honorable Lisa Murkowski
Chairman
Subcommittee on Interior, Environment
and Related Agencies
Senate Committee on Appropriations
Washington, DC 20510

The Honorable Tom Udall
Ranking Member
Subcommittee on Interior, Environment
and Related Agencies
Senate Committee on Appropriations
Washington, DC 20510

Dear Chairman Cochran, Vice Chairwoman Mikulski, Chairman Murkowski, and Ranking Member Udall:

As the Appropriations Committee begins to develop legislation to fund EPA in the 2017 fiscal year, the New England Water Environment Association would like to express our continuing support for strong funding for programs that help provide clean and safe water infrastructure while making local utility investments more manageable for ratepayers.

As you know, the ongoing water crisis in Flint, Michigan has focused national attention on the needs of our water infrastructure. This has prompted welcome proposals by some members of Congress to dramatically boost water infrastructure spending next year. One such proposal would provide \$2 billion each to the Clean Water and Drinking Water State Revolving Funds (SRFs), well-established programs that deliver funding to all states to help communities improve their water and wastewater infrastructure to protect public health. These programs also support our nation's economy, both directly in the form of additional good jobs and indirectly through water and wastewater services that support our businesses and a healthier environment. Our organizations support these efforts to dramatically increase SRF funding in the 2017 fiscal year while bringing parity to Clean Water and Drinking Water SRF funding levels.

We also recognize that the budgetary situation faced by Congress may prevent total SRF appropriations from reaching these levels in FY17. If that is the case, at minimum we urge Congress to reject any cuts to the Clean Water SRF in 2017, and to bring the Drinking Water SRF to an equal level of funding.

2016 Executive Committee
President
Raymond L. Willis III
Franklin, MA
President Elect
James R. Barsanti
Framingham, MA
Vice President
Janine Burke-Wells
Warwick, RI
Treasurer
Priscilla J. Bloomfield
Orleans, MA
Past President
Matthew Formica
Chelmsford, MA
Communications Director
Jennifer K. Lachmayr
Wakefield, MA
Meeting Management Director
Elena Proakis Ellis
Melrose, MA
WEF Delegates
Michael J. Wilson
Boston, MA
Daniel P. Bisson
Manchester, NH
Susan J. Sullivan
Lowell, MA
Frederick J. McNeil
Manchester, NH
Directors – State
Jay G. Sheehan
Cheshire, CT
Clayton "Mac" Richardson
Lewiston, ME
Michael Moreau
Raynham, MA
Sean T. Greig
Newmarket, NH
Michael L. Spring
Providence, RI
Nathan W. Lavallee
Milton, VT
Directors – Council
Virgil J. Lloyd
Manchester, CT
Jonathan E. Kunay
Boston, MA
Marylee Santoro
Stamford, CT
Secretary
Gerald C. Potamis
Falmouth, MA
Executive Director
Mary Barry

While attaining strong SRF funding levels is essential, we also urge Congress to deliver robust funding to other important water infrastructure programs, such as:

- \$35 million for the Water Infrastructure Finance and Innovation Act (WIFIA) pilot program, its fully authorized level in FY17. As EPA plans to begin issuing WIFIA loans in FY17, fully funding the program will help communities to begin accessing these new infrastructure loans as quickly as possible.
- \$23.365 million for Title XVI, which is the amount enacted in FY16, and support for other drought response and water reuse projects at the Bureau of Reclamation.
- \$6.5 million to continue EPA's Integrated Municipal Stormwater and Wastewater Planning Approach (Integrated Planning), which helps communities address their EPA regulations cost-effectively and strategically.


Providing these funding levels will help our nation's water and wastewater systems begin to address the billions of dollars of investment needs they face in the coming decades. EPA has reported that our wastewater systems face \$271 billion in documented needs over the next twenty years—investments in publicly owned wastewater conveyance and treatment facilities, combined sewer overflow correction, and stormwater management. Drinking water systems require \$384 billion in documented infrastructure rehabilitation and improvements over the same timeframe according to EPA, and over \$1 Trillion according to the American Water Works Association. With the crisis in Flint renewing national attention on water infrastructure, now is the time to take a stand by appropriating strong funding to the programs that help our communities ensure the ongoing delivery and treatment of clean and safe water.

Thank you for your thoughtful consideration, and please do not hesitate to contact NEWEA for additional information.

Sincerely,



Raymond Willis III
President
New England Water Environment Association



Mary Barry
Executive Director
New England Water Environment Association



January 8, 2020

RE: Opposition to H.R. 535, the PFAS Action Act

Dear Representative:

The undersigned organizations representing the nation's drinking water and wastewater utilities are writing to express our opposition to H.R. 535, the PFAS Action Act of 2019. Unfortunately, the legislation fails to protect water system customers from liability for PFAS cleanup costs.

We believe that per- and polyfluoroalkyl substances (PFAS) should be kept out of our nation's water supplies, and that PFAS polluters should be held responsible. The fundamental mission of water and wastewater utilities is to protect public health and the environment, and in doing so they must also be mindful of affordability and the financial burden borne by their customers and the communities they serve. Utilities are tremendously concerned about what PFAS is doing in their communities and, as they have done with all previous public health and environmental challenges, are committed partners in finding a solution to this problem.

However, Congress must make a distinction between entities that introduced PFAS into the environment, and water and wastewater systems that are on the front lines of cleaning up the contamination. Utilities are not the *producers* of PFAS, but the *receivers* of PFAS. A water system that follows all applicable laws in its management of water treatment byproducts containing PFAS should not be held liable under the Comprehensive Environmental Response, Compensation, and Liability Act (CERCLA) for any *further* environmental cleanup costs related to these chemicals. Doing so would penalize customers twice: once when they make investments to remove PFAS from their waters, and again when they are forced to pay to cleanup PFAS contamination elsewhere.

Unfortunately, H.R. 535 would leave municipal water and wastewater systems customers subject to financial liability for PFAS cleanup under CERCLA – even in cases where the system followed all applicable laws and regulations related to PFAS disposal. This is in direct contrast to the objective of holding polluters responsible.

It is particularly disappointing that the manager's amendment proposed for H.R. 535 would offer a CERCLA liability shield to airports that are required to use firefighting foam containing PFAS, but fails to extend that same protection to water and wastewater systems who may be required to remove and dispose of PFAS. As receivers of PFAS, water utilities should be afforded the same liability protections that airports are being awarded in the legislation.

Again, we share the goal of keeping the nation's waters free of PFAS and holding accountable those entities that are responsible for environmental contamination. But because H.R. 535 would leave water system customers unprotected against liability for environmental cleanup of PFAS, we have no choice but to oppose the legislation in its current form.

The PFAS Action Act of 2019

January 8, 2020

Page 2 of 2

Sincerely,

American Water Works Association
Association of Metropolitan Water Agencies
National Association of Clean Water Agencies
National Association of Water Companies
National Water Resources Association
National Rural Water Association
Water Environment Federation

EXAMPLE



March 8, 2012

Representative James Langevin
109 Cannon House Office Building
Washington, DC 20515-3902

EXAMPLE THANK-YOU NOTE

Dear Representative Langevin:

On behalf of the Rhode Island contingent to the New England Water Environment Association's 2012 Congressional Breakfast, I would like to thank you for making your staff available to meet with us while we were in Washington earlier this week.

It was good to see that we have many issues of mutual interest, with funding for our critical clean water infrastructure at the top of the list. As you are aware, we have some aging water and wastewater systems in Rhode Island upon which we, as Rhode Islanders, depend for both our health and our State's economic growth and sustainability. As a bonus, these water infrastructure projects create jobs! However, the State Revolving Fund program continues to be the only real source of capital for local water/wastewater projects and its continued funding is crucial. In addition, there are several ideas along the lines of transportation infrastructure funding that could and should be studied for water/wastewater projects (please see enclosed). Continued funding for energy efficiency improvements would also greatly benefit our customers.

Cybersecurity is another area of your work that is of interest to us. Our treatment facilities have become dependent on Supervisory Control and Data Acquisition (SCADA) systems for process control and security breaches could wreak havoc with our operations. Career and technical education are also critical for our industry to replace the aging and retiring workforce of wastewater operators.

We would like to again extend an open invitation to you and your staff to visit any of our facilities whenever you are in Rhode Island. If you would like any real-world examples of water/wastewater infrastructure issues, we would be more than happy to give you a local perspective on prospective regulations or programs.

Thanks again for your time and your interest in these vital clean water issues.

Sincerely,

Janine Burke, Rhode Island State Director
New England Water Environment Association



March 8, 2012

EXAMPLE THANK-YOU NOTE

Representative David Cicilline
128 Cannon House Office Building
Washington, DC 20515-3902

Dear Representative Cicilline:

On behalf of the Rhode Island contingent to the New England Water Environment Association's 2012 Congressional Breakfast, I would like to thank you for taking time out of your busy schedule to attend our breakfast and for making your staff available to meet with us while we were in Washington earlier this week.

It was good to see that we have many issues of mutual interest, with funding for our critical clean water infrastructure at the top of the list. As you are aware, we have some aging water and wastewater systems in Rhode Island upon which we, as Rhode Islanders, depend for both our health and our State's economic growth and sustainability. As a bonus, these water infrastructure projects create jobs! However, the State Revolving Fund program continues to be the only real source of capital for local water/wastewater projects and its continued funding is crucial. In addition, there are several ideas along the lines of transportation infrastructure funding that could and should be studied for water/wastewater projects (please see enclosed). Continued funding for energy efficiency improvements would also greatly benefit our customers.

We would like to again extend an open invitation to you and your staff to visit any of our facilities whenever you are in Rhode Island. If you would like any real-world examples of water/wastewater infrastructure issues, we would be more than happy to give you a local perspective on prospective regulations or programs.

Thanks again for your time and your interest in these vital clean water issues.

Sincerely,

Janine Burke, Rhode Island State Director
New England Water Environment Association

Cc: Peter Eldridge, Narragansett Bay Commission's Bucklin Point Facility
Scott Goodinson, Town of West Warwick
Daniel O'Rourke, Warwick Water Division



PFAS and Wastewater and Biosolids

PFAS is the acronym for multiple organic chemicals – per- and polyfluoroalkyl substances. These man-made compounds are a product of our modern convenience society. PFAS are found in furniture and carpet stain protection, non-stick cookware, water repellent products, dental floss, food packaging and many other consumer products. Certain manufacturing processes use them, and firefighting foam is a major source of PFAS in the environment. They are ubiquitous in the environment as persistent, toxic compounds at low parts-per-billion or parts-per-trillion concentrations.

Vermont has legislated a swift response to PFAS contamination. A drinking water health advisory and ground water enforcement standard of 20 ppt (parts per trillion) has been enacted for the sum of five PFAS compounds, including perfluorooctanesulfonic acid (PFOS) and perfluorooctanoic acid (PFOA) (20 ppt is equal to 20 seconds in 31,700 years). A state-wide testing of ambient levels has been completed. Testing of water supplies and wastewater facility's incoming water, discharge and process biosolids is in progress.

PFAS Facts:

- Use of the most common PFAS (PFOA and PFOS) has been mostly phased out in the U.S., but they persist in the environment. Thousands of newer, shorter carbon-chain versions have been developed and warrant further scrutiny.
- The most effective PFAS control policy is to eliminate PFAS from the source -- our homes and specific manufacturing -- and to address high-risk local sources such as industrial and firefighting sites.
- According to the Centers for Disease Control, human PFOA and PFOS blood contamination levels have declined more than 70% since 2000 (CDC NHANES, 2015) presumably because they were phased out.
- Average United States blood levels are 4,300 ppt of PFOS and 1,100 ppt of PFOA (American Red Cross, 2017).
- Testing confirms PFAS are present in wastewater in very low quantities near or below the Vermont regulatory limit. There is debate on testing reliability for wastewater and wastewater residuals. Currently, there are no EPA-approved PFAS testing methods for anything but drinking water.
- Public drinking water and wastewater systems do not use PFAS chemicals in their processes, and they do not generate PFAS. PFAS reach wastewater facilities via consumer products that are flushed down the drain. Testing in Vermont of wastewater and biosolids have found traces of PFAS, and they are ubiquitous in many other environmental media.
- Drinking water may become contaminated if the source of that water is contaminated with PFAS.
- The mean and median concentrations of PFOA in household dust in the United States was found to be between 10,000 and 50,000 parts per trillion (Trudel et al., Risk Analysis Vol. 28 No. 2, 2008).
- Over 55% of homes in Vermont rely on septic systems, the highest level per population in the United States. PFAS down the drain may reach groundwater and does reach soil.

GMWEA Supports:

- Current monitoring efforts to determine the extent of PFAS contamination in Vermont.
- Creation of a grant program to help small drinking water systems pay for monitoring and to help any drinking water supplier cover the costs of treating water for PFAS if necessary. Program should also include wastewater facilities that receive landfill leachate if treatment becomes necessary.
- Focusing remediation efforts on highly polluted sites and controlling sources of contamination.
- A sensible response based on science and data collected.
- Standardized analytical methods for quantifying PFAS compounds in different sample matrices such as drinking water, surface water, soil, etc.
- Research on fate and impacts, if any, of PFAS in water, wastewater, and biosolids in the environment.

EXAMPLE ARTICLE

Another Successful Trip to Washington, DC for Water's Worth It! 2019



Once again, members of the NH Water Pollution Control Association (NHWPCA) traveled to Washington, DC on April 3-4 to participate in the annual New England Water Environment Association (NEWEA) Congressional Briefing. This visit coincided with the Water Environment Federation/National Association of Clean Water Agencies (WEF/NACWA) National Water Policy Fly-In for water professionals from all around the country. This year the Fly-In provided the opportunity to meet with our peers, EPA staff, and our elected officials. And it just so happened that we arrived as the cherry blossoms were at their peak!

New England was a good contingent with more than 30 folks attending, and New Hampshire was well represented by NHWPCA members including Dan Driscoll, Superintendent for Concord WWTF; Shelagh Connelly from RMI, Ray Vermette – Dover WWTF and President of NEWEA, and Tracy Wood of NH-DES.

The purpose of the Fly-In was to get in front of our elected officials to make sure they understand how important it is to continue funding water infrastructure and supporting programs and policies that ensure clean water for all our communities. With many programs seeking funding through the federal budget, it is important that water advocates are at the table. The other hot topic this year was PFAS and what these compounds will mean for wastewater treatment plants and biosolids recycling.

On our first day there was an excellent Policy Fly-In Plenary with an incredible line-up of speakers from the water industry. The panel of speakers included leadership from WEF, NACWA, EPA, Water Research Foundation, WaterReuse, Dept. of Energy, and several staff with topics ranging from funding to blending to water reuse to PFAS, integrated planning to WIFIA and affordability. This was an excellent event and again well worth the trip. Following the Plenary meeting was a reception held at the Library of Congress Madison Building on the rooftop, followed by a lively time out to dinner with the NEWEA crew.

The next day kicked off with a Congressional Breakfast and Staff Roundtable which was packed with excellent policy discussion and could have lasted all day but was limited to 2 hours before we headed over to the Hill meetings with our elected officials. We managed to meet with staff from the offices of Senators Shaheen and Hassan and Congresswoman Kuster, and had the pleasure of meeting with our newest member Congressman Pappas in person!

It is good to remember the importance of participating in these Fly-Ins and being connected to our elected officials to remind them that clean water is a top priority for our government and investment in infrastructure is essential.

EXAMPLE ARTICLE

As Congressman James McGovern from Massachusetts reminded us – “your passion for water is important to share every year in Washington. With so many competing issues you have to be at the table sharing your story.” The message we carried was about the need to invest in our aging and failing water infrastructure, the difficulty of working with increasing regulatory burden, the acknowledgement that water is essential to our economy and public health, and the need for a sustainable water trust.

The NHWPCA is committed to visiting DC each year so that our delegation keeps water as a high priority. The unseen water infrastructure needs a champion – and that is what we are, because Water’s Worth It!



Dan Driscoll, Shelagh Connelly, Tracy Wood, Ray Vermette

On the steps of the Library of Congress



Dan Driscoll, Ray Vermette, Congressman Pappas, Tracy Wood, Liam Riehs, Shelagh Connelly

In Cannon Congressional Offices



Green Mountain Water Environment Association

Serving Vermont since 1993, GMWEA is a non-profit association with over 500 members – Vermont’s “boots on the ground” water quality professionals who protect the environment and public health, 24/7/365. We are:

- Water, wastewater, and stormwater facility operators and designers
- Municipal public works administrators
- Regional planners
- Water scientists, engineers, and lab technicians
- Vermont Department of Environmental Conservation staff
- Vermont and New England non-profit water quality organizations
- Water-related services and technology providers

We lead, sponsor, and provide:

- **Continuing education courses** for water, wastewater, and stormwater operators for re-certification credit and professional development.
- **Best-practice policy advice** to legislators and state regulators, leveraging the collective expertise of our membership in drinking water treatment and distribution systems, wastewater and stormwater treatment and management, engineering, laboratory standards, and biosolids management.
- **Public awareness activities**, such as Water Quality Day, promoting the value of clean water and the importance of water quality infrastructure.
- **Two major conferences/tradeshows** each year.
- **School programs** such as scholarships and facility tours.
- **Publications** including a quarterly newsletter and website, blog, and Facebook platforms that help inform and connect water quality professionals, the public, and policy-makers.
- **Coordination** with regional organizations like Vermont Rural Water Association (VRWA), Vermont League of Cities and Towns (VLCT), New England Water Environment Association (NEWEA), New England Water Works Association (NEWWA), and North East Biosolids Research Association (NEBRA).

GMWEA'S PRIORITY ISSUES FOR 2020

VISIT www.gmwewa.org FOR MORE INFORMATION!

- **We support the cleanup** of Lake Champlain, the Connecticut River, Lake Carmi and Lake Memphremagog through TMDLs, and the preservation of all Vermont waters. The improvements required must provide the most “bang for the buck.”
- **We support planning and funding** that provides communities with the capacity to address basic infrastructure needs – above and beyond water quality requirements and TMDL implementation needs. Vermont’s treatment works and piping systems are aging, causing failures that impact our communities.
- **We support Act 76** (statewide water quality funding) and are monitoring the Clean Water Service Provider’s rule-guidance development with interest.
 - Many municipalities are challenged to establish adequate funding for projects they are required to implement under the Lake Champlain Phosphorus TMDL and Act 64.
 - We support efforts to fund and incentivize wetland and stream restoration. Non-regulatory projects must not be prioritized for funding until the State and municipalities establish adequate funding for projects municipalities are already required to implement under Act 64 and the Lake Champlain P TMDL.
- **We support beneficial reuse of biosolids** and generally oppose trucking them out of state due to the huge negative carbon footprint and loss of beneficial reuse.
- **We support efforts to update Vermont’s wetland regulations.** Updates must allow municipalities to maintain existing public infrastructure and must accommodate work necessary to meet Phosphorus TMDL and Act 64 requirements.
- **PFAS** We support current monitoring efforts to determine the extent of contamination, responses based on science and data collected and focusing remediation efforts on highly polluted sites first. We support creation of a grant program to help small drinking water systems pay for monitoring and to cover the costs of treating water for PFAS if necessary. The most effective PFAS control policy is to eliminate PFAS from the source.
- **We support work force training** and apprenticeship programs in water, wastewater, and stormwater to fill a critical gap: we expect 30% to 50% of our certified professionals will retire in the next ten years.

PLEASE CONSIDER GMWEA AN INFORMATION RESOURCE!

We have first-hand knowledge and “hands-on” experience designing, operating, maintaining, repairing, and continually improving water, wastewater, and stormwater infrastructure – a pool of expertise unequalled in Vermont.

Daniel Hecht
Executive Director
(802) 595-0997
dan.hecht@gmwewa.org

Tom DiPietro
President
(802) 658-7961
tom.dipietro@gmwewa.org

Bob Fischer
Government Affairs Committee Chair
(802) 658-7964
bfischer@sburl.com



LINKS TO POSITION PAPERS

WATER ENVIRONMENT FEDERATION DOWNLOADABLE PDFS:

<https://www.wef.org/advocacy/policy-and-position-papers/>

NEWEA POLICY AND POSITION PAPERS:

<https://www.newea.org/resources/government-affairs/letters-of-support/>

AMERICAN WATER WORKS POLICY STATEMENTS:

<https://www.awwa.org/Policy-Advocacy/AWWA-Policy-Statements>

NACWA WHITE PAPERS:

<https://www.nacwa.org/news-publications/white-papers-publications>

NOTE: When referencing position papers from other organizations, make sure the message is consistent with NEWEA's position



LINKS TO VIDEOS

NEWEA VIDEOS


<https://www.youtube.com/user/NEWEA2013>

WATER'S WORTH IT PSA

<https://watersworthit.org/resources/>

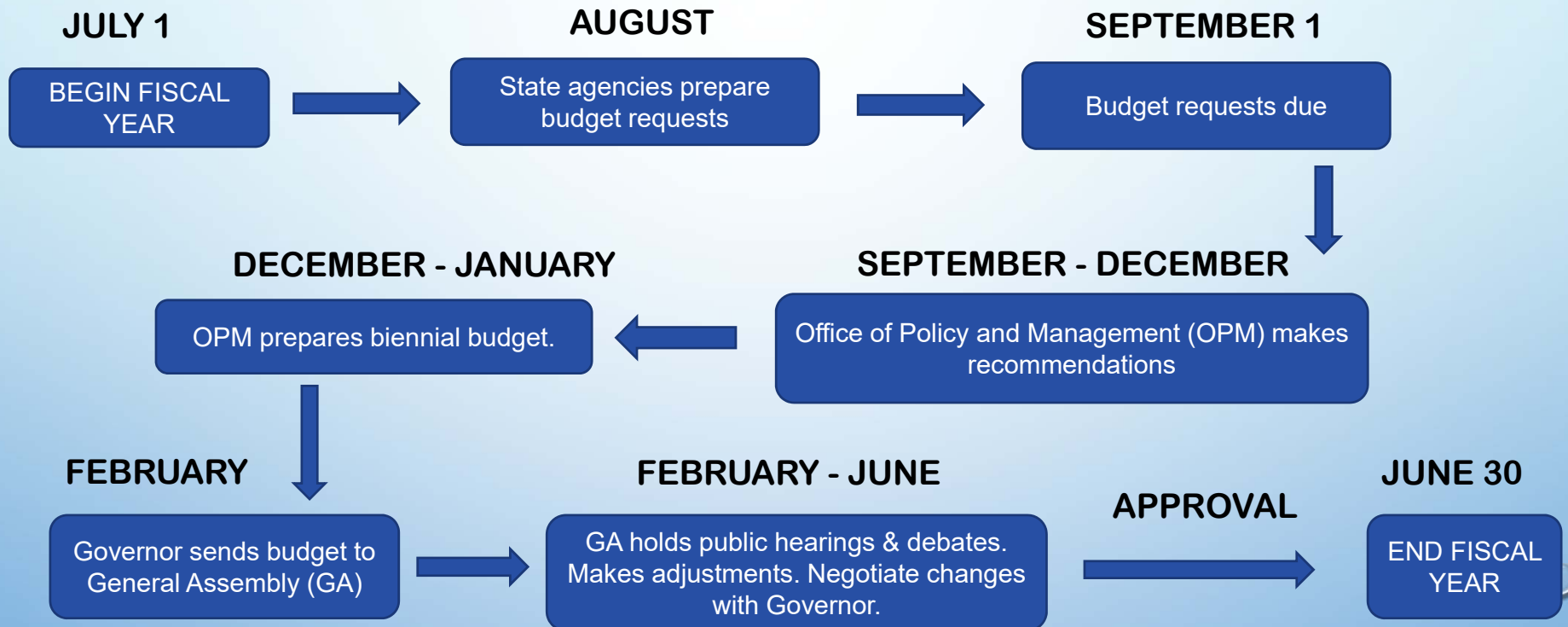
VIDEOS BY OTHERS

FAT-BERG: <https://www.youtube.com/watch?v=iH7IwiHFVMs>

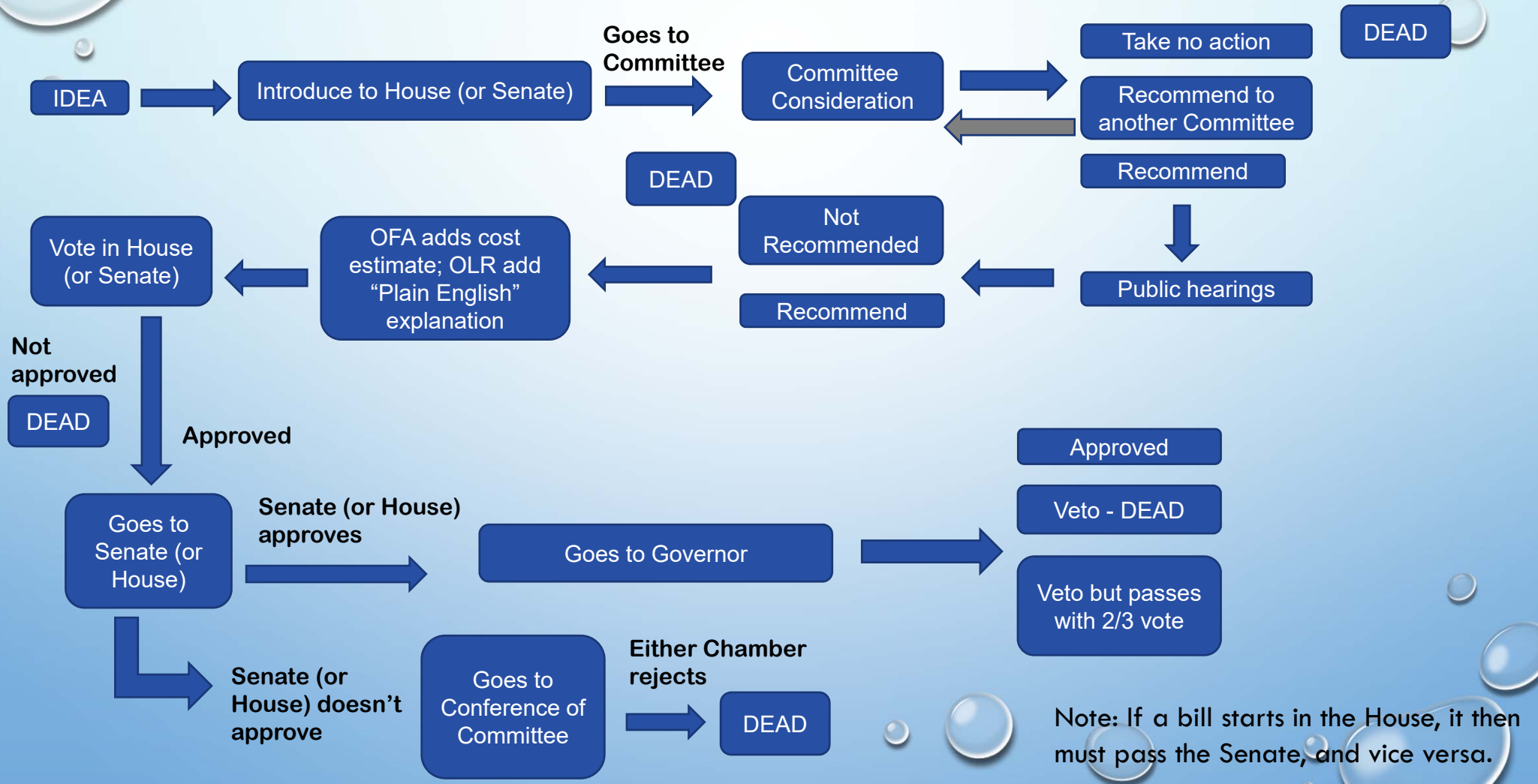


GUIDANCE FOR CONNECTICUT


BIENNIAL BUDGET PROCESS IN CONNECTICUT ODD YEARS



LEGISLATIVE PROCESS IN CONNECTICUT



Note: If a bill starts in the House, it then must pass the Senate, and vice versa.



GUIDANCE FOR MAINE


Biennial Budget Process

1



State agencies submit budget requests to the Bureau of the Budget by September 1.

2



The Consensus Economic Forecasting Commission (CEFC) projects future economic conditions by November 1.

3



Using the CEFC's projections, the Revenue Forecasting Committee projects state revenues by December 1.

4




The Governor submits a draft budget to the Legislature by the Friday following the 1st Monday of January.

5



The Legislature holds public hearings on the budget.

6



The Legislature's policy committees make recommendations to the Appropriations and Financial Affairs Committee ("Appropriations") on the budgets of the departments and agencies in their oversight.



LEGISLATIVE PROCESS

Bill drafted



Several nonpartisan offices of the Legislature assist in drafting the bill.

Idea



An idea for a bill is developed. Ideas come from various sources, e.g. Legislators, the Governor, state agencies.

Bill introduced



A legislator gives the bill to the Clerk of the House or Secretary of the Senate. The bill is numbered (e.g. HP 65, LD 150).

Committee



The bill is analyzed and discussed in a committee, which recommends whether the bill should pass. The committee can also propose amendments to bills.

Second chamber



The bill goes through a similar process. Both chambers must pass the same final version of the bill for it to be enacted.

Originating chamber



The bill is debated in the chamber where it originated. If it is passed to be engrossed (i.e. printed with all passed amendments), it is sent to the other chamber.

Governor




The bill goes to the Governor who can sign it or veto it. If signed, it becomes law. If vetoed, it goes back to the House and Senate (the veto can be overridden by a 2/3 vote in both chambers).

Law



A bill becomes law 90 days after the end of the legislative session in which it was passed unless it is passed as an emergency law or it stipulates an effective date.

For a detailed version of the legislative process, see *Path of Legislation in Maine*.



GUIDANCE FOR MASSACHUSETTS

BUDGET PROCESS IN MASSACHUSETTS

JULY/AUGUST

BEGIN FISCAL
YEAR

SEPTEMBER/OCTOBER/NOVEMBER

Committees propose their funding requests.
Open hearings and public meetings are held.

DECEMBER/JANUARY

Governor reviews recommendations.
Governor proposes budget.

FEBRUARY/MARCH/APRIL

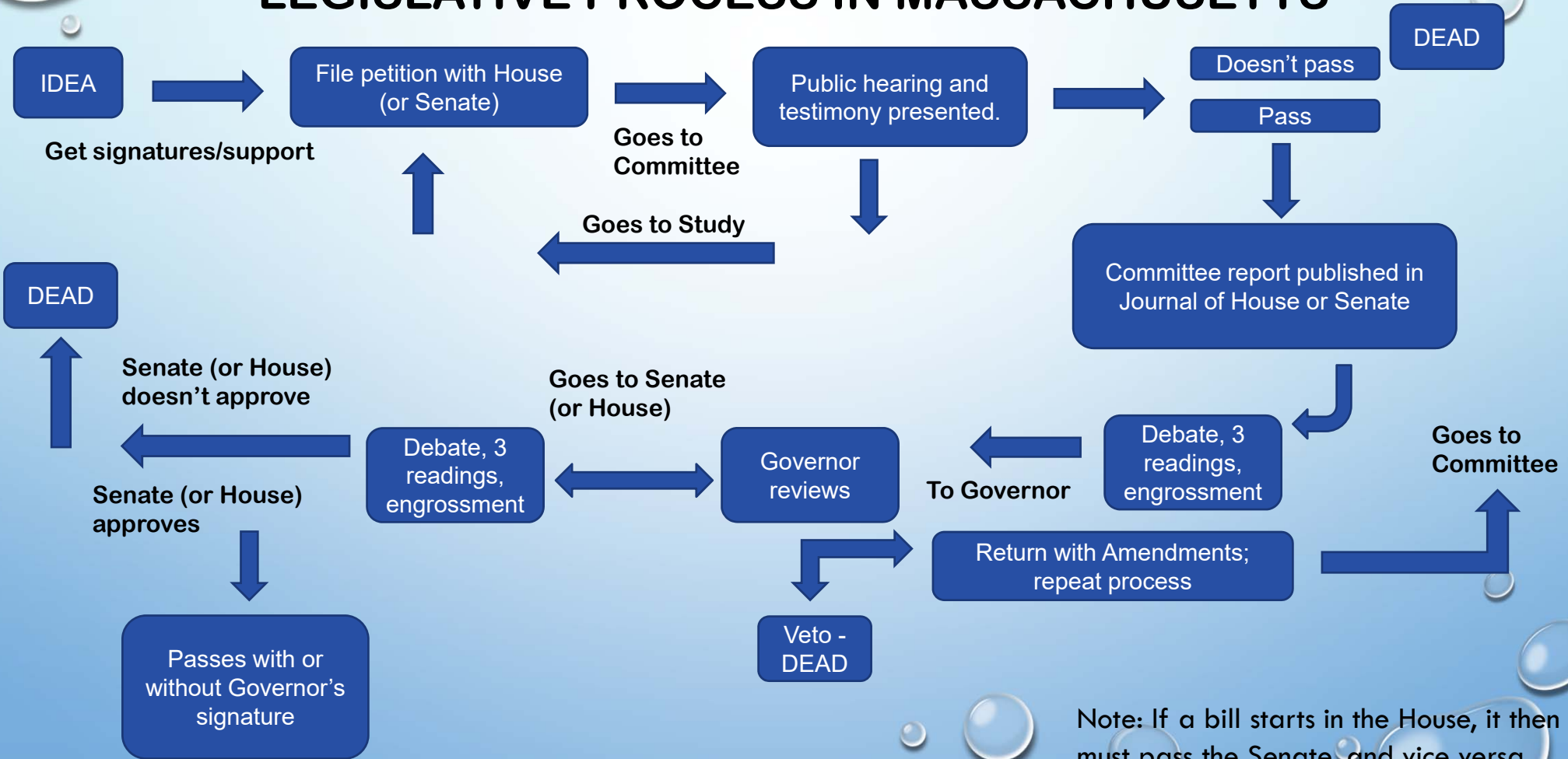
House conducts 1st, 2nd, & 3rd readings; Public
hearings held; Bill engrossed; Goes to Senate.

MAY/JUNE


Senate conducts 1st, 2nd, & 3rd
readings; Public hearings held; Bill
engrossed; Goes to Governor.

END FISCAL
YEAR

LEGISLATIVE PROCESS IN MASSACHUSETTS

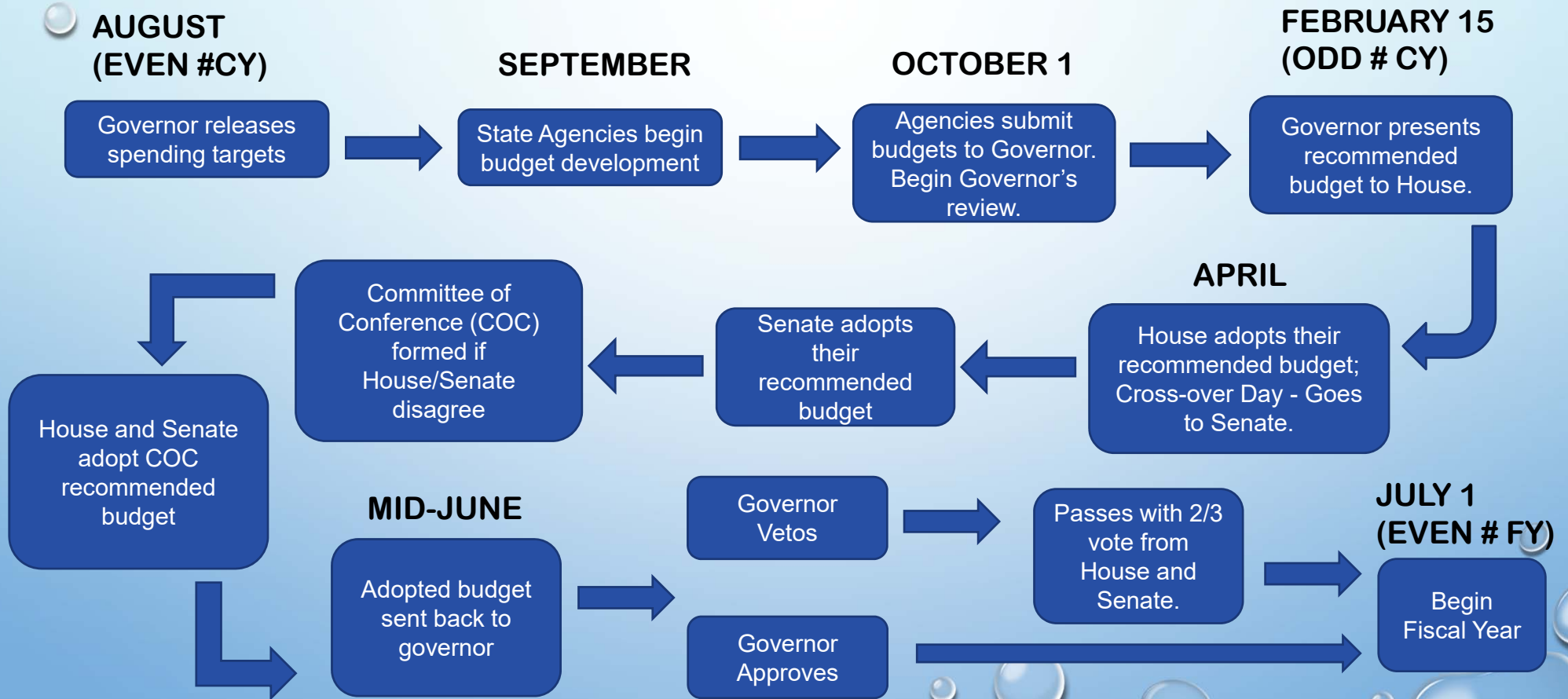


Note: If a bill starts in the House, it then must pass the Senate, and vice versa.

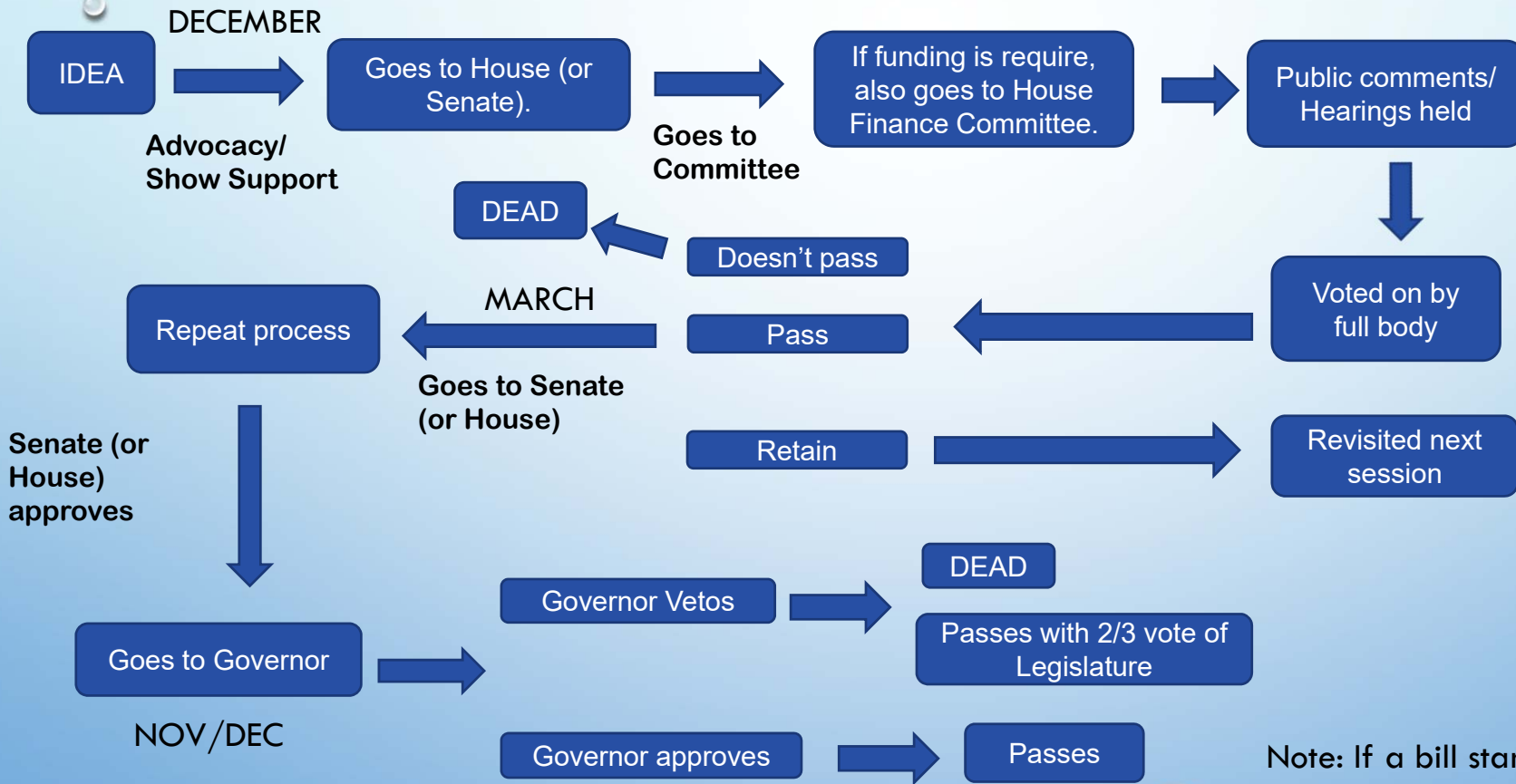


GUIDANCE FOR NEW HAMPSHIRE


BIENNIAL BUDGET PROCESS IN NEW HAMPSHIRE



LEGISLATIVE PROCESS IN NEW HAMPSHIRE

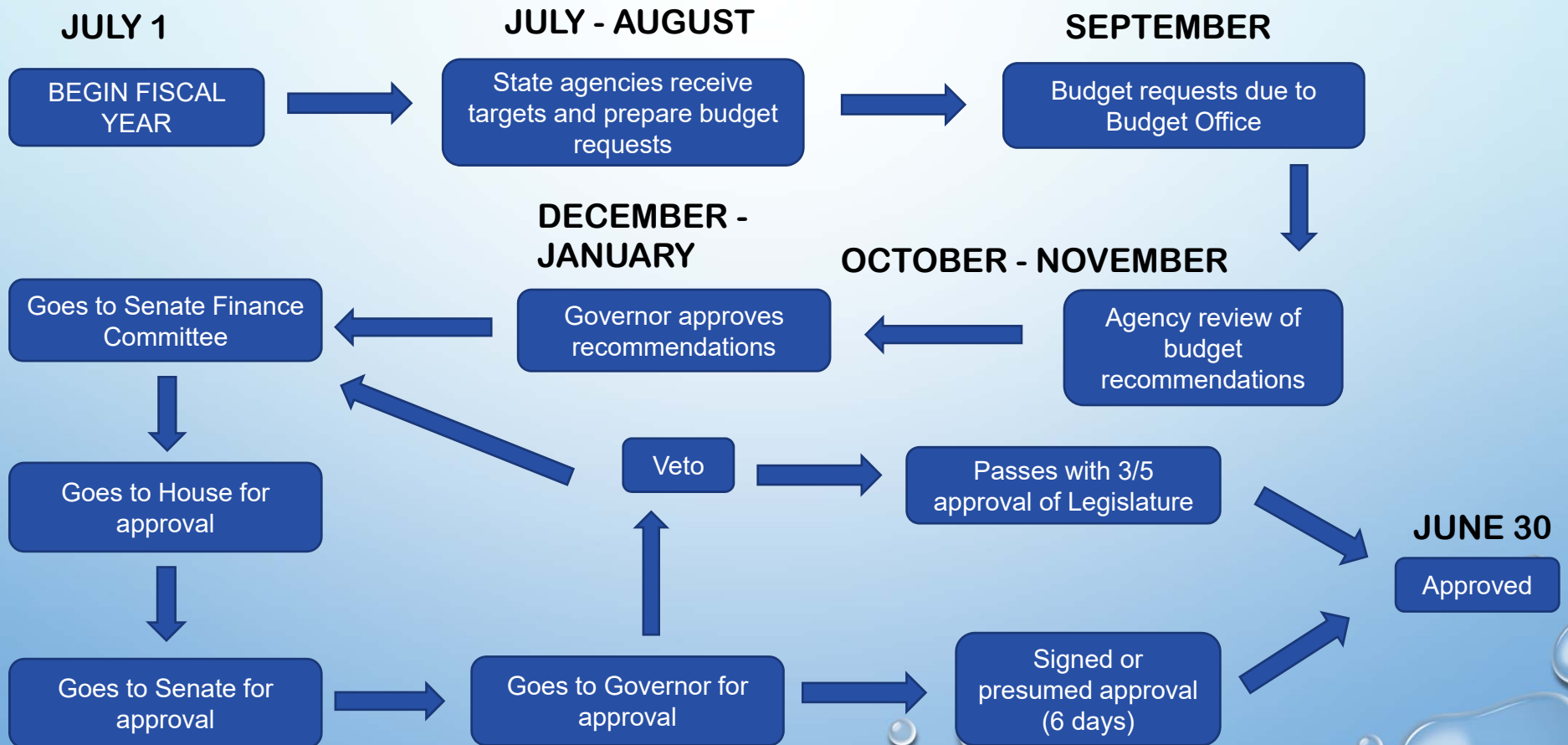


Note: If a bill starts in the House, it then must pass the Senate, and vice versa.

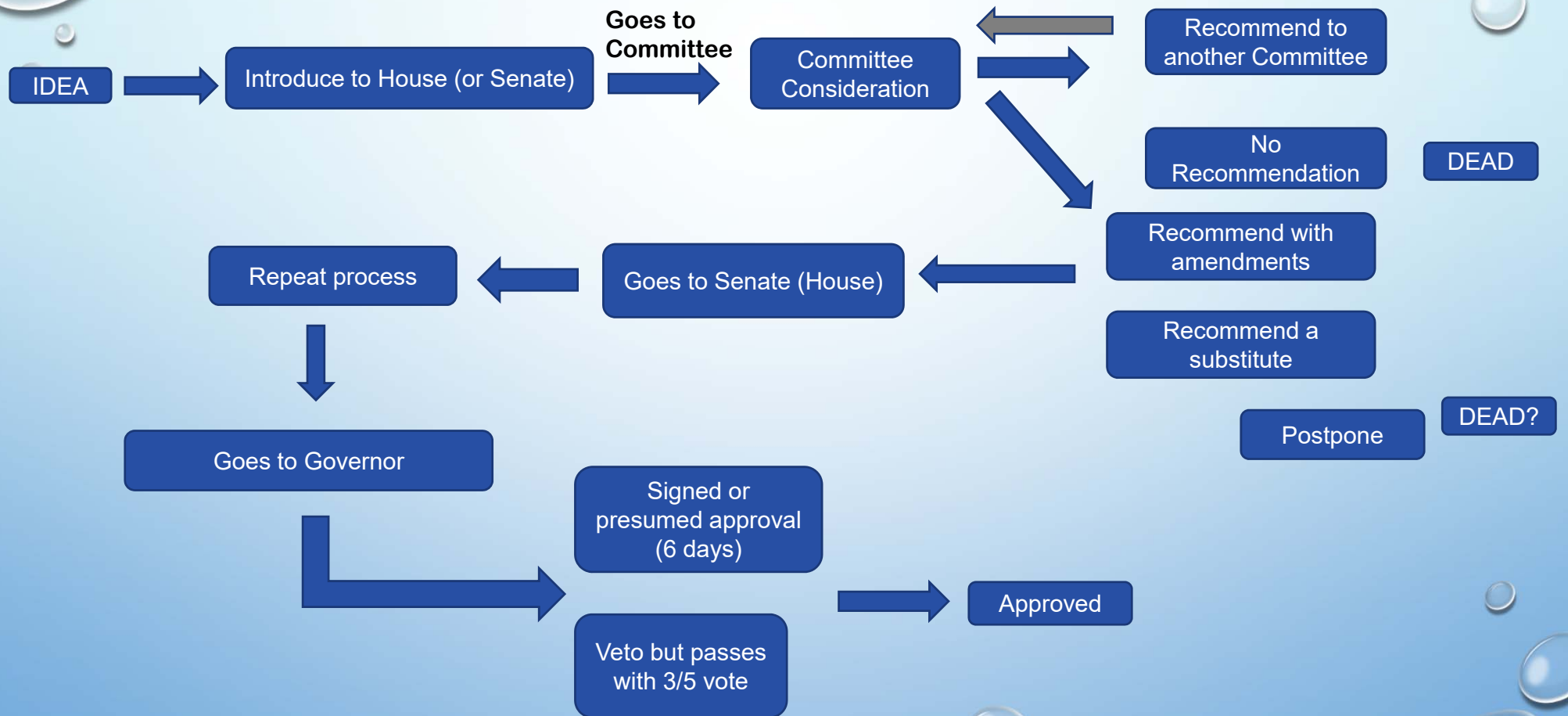


GUIDANCE FOR RHODE ISLAND


BUDGET PROCESS IN RHODE ISLAND



LEGISLATIVE PROCESS IN RHODE ISLAND

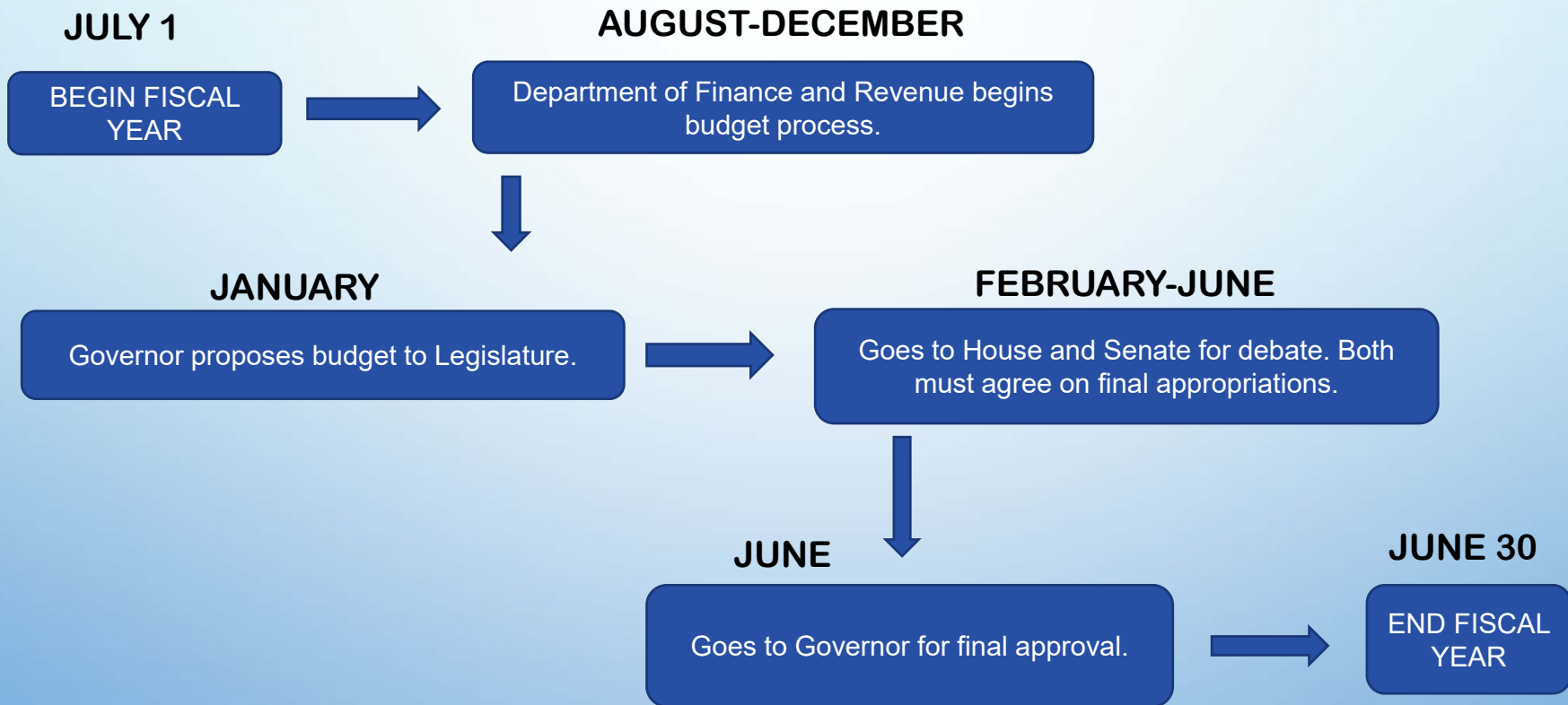


Note: If a bill starts in the House, it then must pass the Senate, and vice versa.

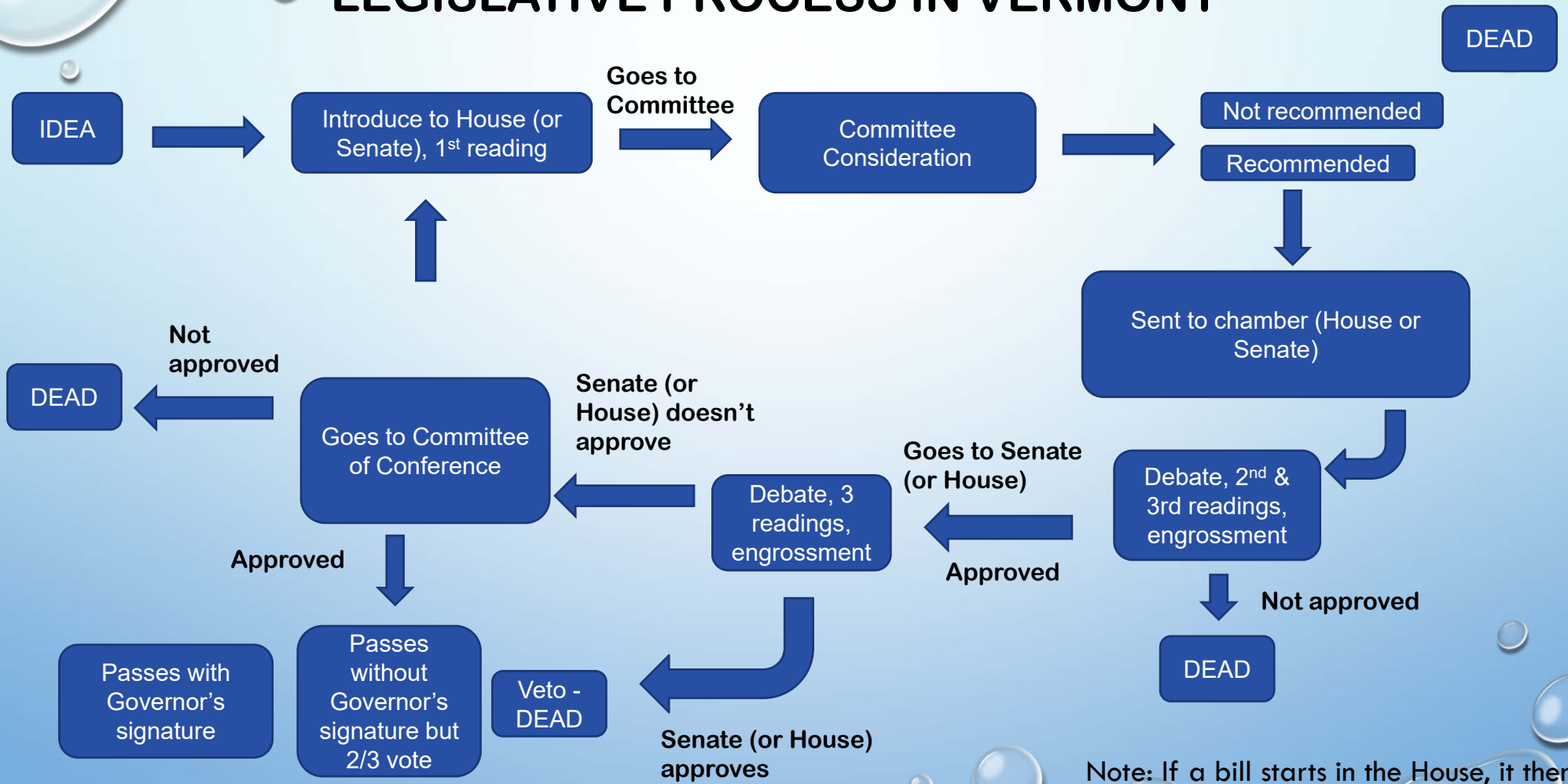


GUIDANCE FOR VERMONT

BUDGET PROCESS IN VERMONT



LEGISLATIVE PROCESS IN VERMONT



Note: If a bill starts in the House, it then must pass the Senate, and vice versa.