

## 2 0 2 4 A P P L I C A T I O N

### PERSONAL INFORMATION

First Name	M.I.	Last Name	(Jr., Sr., etc.)
Business Name (if applicable)		Job Title	
Street or P.O. Box <input type="checkbox"/> Business Address <input type="checkbox"/> Home Address			
City	State/Province	Zip/Postal Code	Country
Home Phone	Cell Phone	Business Phone	
E-mail Address		Date of Birth (mm/dd/yyyy)	

### MEMBERSHIP INFORMATION

By joining WEF, you also become a member of a local Member Association (MA). Please enter your membership category (Box 1) and the Local MA you wish to join from the list on the next page. **Note:** District of Columbia, Illinois, Maryland, and Virginia residents have two MA choices. Please indicate your primary choice in box 2 below. If you join more than one MA, please add your secondary selection(s), with the corresponding dues amounts in box 3 below.

Membership Categories		DUES
<input type="checkbox"/> Professional	\$140 Individuals involved in or interested in water quality.	
<input type="checkbox"/> Global Professional	\$140 Individuals involved in or interested in water quality living outside of the U.S., U.S. territories and Canada.	
<input type="checkbox"/> Executive	\$310 Upper level managers interested in an expanded suite of WEF products/services.	
<input type="checkbox"/> Academic	\$140 Instructors/Professors interested in subjects related to water quality.	
<input type="checkbox"/> Professional Operator	\$75 Individuals involved in the day-to-day operation of wastewater collection, treatment or laboratory facility, or for facilities with a daily flow of < 1 mgd or 40 L/sec. License #: _____	
<input type="checkbox"/> Young Professional (YP)	\$49 WEF members or former WEF Student members who are less than 35 years of age. This package is available for 3 years.	
<input type="checkbox"/> Student	\$20 Must be enrolled for a minimum of six credit hours in an accredited college or university. Must provide written documentation on school letterhead verifying status, signed by an advisor or faculty member.	
<input type="checkbox"/> E-Global	\$32 Individuals living outside of the U.S., U.S. Territories, and Canada. Includes benefits offered in electronic and online formats. Excludes conference discounts.	

1. Membership Category		DUES
National Dues:		\$

2. Local MA Selection		DUES
Local MA Name:		\$

3. Secondary MA Selection(s) (optional)		DUES
		\$

<b>DUES TOTAL</b>	\$
-------------------	----

### DONATE: SUPPORT WEF'S MISSION AND PROGRAMS

	AMOUNT
<input type="checkbox"/> To learn more about each program, please visit: <a href="https://www.wef.org/about/donate-to-wef-programs/">https://www.wef.org/about/donate-to-wef-programs/</a> . All donations are tax-deductible.	
<input type="checkbox"/> Water Environment Federation (WEF): Support our mission and programs.	\$
<input type="checkbox"/> Stockholm Junior Water Prize: Support the annual water related science research project competition for high school students.	\$
<input type="checkbox"/> InFLOW Scholarship Program: Support the program to increase diversity and inclusion within the water workforce.	\$
<input type="checkbox"/> 2024 WEF Community Service Project at WEFTEC in New Orleans.	\$
<b>DONATION TOTAL</b>	\$

### DEMOGRAPHIC INFORMATION

The following is requested for informational purposes only.

Gender:  Female  Male  Non-binary

#### Education:

- Doctorate  
 MA/MBA/MS  
 BA/BS  
 AA/AAS  
 Technical School  
 High School

### RACE/ETHNIC ORIGIN

The following is requested for informational purposes only.

- African-American (Not of Hispanic Origin)  
 American Indian or Alaskan Native  
 Asian  
 Caucasian  
 Hispanic/Latino  
 Pacific Islander or Native Hawaiian  
 Other \_\_\_\_\_


### HOW DID YOU LEARN ABOUT WEF?


Referring member's name/email:


### PAYMENT Forms received without payment will not be processed.


Federal Tax ID #: 53-0225129

<input type="checkbox"/> Personal Check   <input type="checkbox"/> Company Check   Check No. _____	<b>GRAND TOTAL</b> \$
<b>Credit Card</b> <input type="checkbox"/> American Express <input type="checkbox"/> Mastercard <input type="checkbox"/> VISA <input type="checkbox"/> Discover Card Number _____ Exp Date _____ CVV _____ Signature I authorize WEF to charge my credit card for the amount indicated.	<input type="checkbox"/> <b>Yes, please AUTO RENEW my membership!</b> Your membership can be conveniently renewed on your membership anniversary when you sign up for automatic renewal. At the beginning of your membership year, you will automatically be charged for the next membership period to guarantee uninterrupted access to benefits, services, and subscriptions. Members can update their automatic renewal preferences at any time by contacting WEF Customer Service.
Name on Card _____ Billing Address (if different than above) _____ City/ State/Province _____ Zip/Postal Code _____ Country _____	Date _____
Signature _____ <small>(Signature required for all applications. Representative acknowledges the <a href="#">WEF Code of Conduct</a> is applicable for all members.)</small>	

 **Online:**  
[www.wef.org/joinwef](http://www.wef.org/joinwef)  
 (Signature required for all applications. Representative acknowledges the WEF Code of Conduct ([www.wef.org/wef-member-code-of-conduct](http://www.wef.org/wef-member-code-of-conduct)) is applicable for all members.)

 **Mail Form and Payment:**  
 WEF Membership  
 P.O. Box 38008  
 Baltimore, MD 21297-8008  
 USA

 **Phone:** 1.800.666.0206 or 1.571.830.1545 globally  
**Fax:** 1.240.396.2471

 **Email:** [csc@wef.org](mailto:csc@wef.org)

2024 WEF MEMBER ASSOCIATION DUES

	LOCATION	PROFESSIONAL	EXECUTIVE	ACADEMIC	OPERATOR	YP	STUDENT
AK	Alaska WWMA	68	68	68	31	31	8
AL	Alabama's WEA	60	140	60	50	51	0
AR	Arkansas WEA	30	30	30	30	30	30
AZ	Arizona Water Association	65	65	65	65	65	15
CA	California WEA	221	221	221	221	117	20
CO	Rocky Mountain WEA (CO, NM, WY)	50	50	40	40	35	0
CT	New England WEA (CT, MA, ME, NH, RI, VT)	75	75	75	52	39	7.5
DC	Chesapeake WEA (DC, DE, MD)	55	65	55	20	35	15
	Federal Water Quality Association	30	100	40	25	25	10
DE	Chesapeake WEA (DC, DE, MD)	55	65	55	20	35	15
FL	Florida WEA	63	63	63	53	52	4
GA	Georgia Association of Water Professionals	62	62	62	62	62	20
HI	Hawaii WEA	20	20	20	20	0	0
IA	Iowa WEA	20	20	20	20	20	0
ID	Pacific Northwest CWA (ID, OR, WA)	73	73	73	47	31	0
IL	Central States WEA (IL, MN, WI)	40	40	40	40	25	0
	Illinois WEA	35	35	35	35	15	0
IN	Indiana WEA	45	45	45	45	45	45
KS	Kansas WEA	10	10	10	10	5	0
KY	Clean Water Professionals of Kentucky & Tennessee	45	45	45	40	21	0
LA	Clean Water Professionals of Louisiana WEA	20	20	20	10	10	10
MA	New England WEA (CT, MA, ME, NH, RI, VT)	75	75	75	52	39	7.5
MD	Chesapeake WEA (DC, DE, MD)	55	65	55	20	35	15
	Federal Water Quality Association (DC, MD, VA)	30	100	40	25	25	10
ME	New England WEA (CT, MA, ME, NH, RI, VT)	75	75	75	52	39	7.5
MI	Michigan WEA	95	95	95	95	95	20
MN	Central States WEA (IL, MN, WI)	40	40	40	40	25	0
MO	Missouri WEA	37	35	37	35	25	0
MS	Mississippi WEA	25	25	25	25	25	0
MT	Montana WEA	30	30	30	30	15	15
NC	NC One Water	90	90	90	90	90	90
ND	North Dakota WEA	15	20	15	15	15	0
NE	Nebraska WEA	10	10	10	10	10	10
NH	New England WEA (CT, MA, ME, NH, RI, VT)	75	75	75	52	39	7.5
NJ	New Jersey WEA	42	42	42	42	15	15
NM	Rocky Mountain WEA (CO, NM, WY)	50	50	40	40	35	0
NV	Nevada WEA	30	30	30	30	30	30
NY	New York WEA	70	70	70	50	26	5
OH	Ohio WEA	30	27	30	20	15	5
OK	Oklahoma WEA	10	10	10	10	5	5
OR	Pacific Northwest CWA (ID, OR, WA)	73	73	73	47	31	0
PA	Pennsylvania WEA	60	60	60	60	60	15
PR	Puerto Rico W&EA	20	15	12	3	11	0
RI	New England WEA (CT, MA, ME, NH, RI, VT)	75	75	75	52	39	7.5
SC	WEA of South Carolina	45	45	45	45	45	0
SD	South Dakota WEA	15	15	15	15	15	0
TN	Clean Water Professionals of Kentucky & Tennessee	45	45	45	40	21	0
TX	WEA of Texas	70	70	50	50	31	15
UT	WEA of Utah	20	20	20	20	20	0
VA	Federal Water Quality Association (DC, MD, VA)	30	100	40	25	25	10
	Virginia WEA	35	35	35	25	25	0
VT	New England WEA (CT, MA, ME, NH, RI, VT)	75	75	75	52	39	7.5
WA	Pacific Northwest CWA (ID, OR, WA)	73	73	73	47	31	0
WI	Central States WEA (IL, MN, WI)	40	40	40	40	25	0
WV	West Virginia WEA	12	12	12	5	5	5
WY	Rocky Mountain WEA (CO, NM, WY)	50	50	40	40	35	0
Canadian Associations in US dollars							
	Atlantic Canada Water & Wastewater Association	35	50	35	25	33	15
	British Columbia Water & Wastewater Association	83	83	83	83	83	19
	Reseau Environment	50	50	50	50	30	30
	WEA of Ontario	99	99	99	99	52	16
	Western Canada WEA	65	65	65	40	25	0

International Associations: To join an association outside the U.S. and Canada, contact [csc@wef.org](mailto:csc@wef.org) or +1-571-830-1545.

MEMBERSHIP PROFILE

Please take a few moments to tell us about your background and professional interests.

1. What is the nature of your ORGANIZATION (ORG)? (select one only) - required

- 01 Consulting, Contracting, Planning Services
- 02 Educational Institution
- 03 Industrial Systems/Plants
- 04 Manufacturer or Distributor of Equipment & Supplies including representatives
- 05 Non-profits/NGOs
- 06 Finance, Investment, and Banking
- 07 Laboratories
- 08 State or Federal Government
- 09 Utility: Wastewater
- 10 Utility: Drinking Water
- 11 Utility: Stormwater
- 12 Utility: Wastewater, Drinking Water, and Stormwater
- 13 Utility: Wastewater and Drinking Water
- 14 Utility: Wastewater and Stormwater
- 15 Other (Please define: fill in) \_\_\_\_\_

2. What is your Primary JOB FUNCTION? (select one only) (JOB)

- 01 Executive Level
- 02 Management Level
- 03 Elected or Appointed Official
- 04 Educator
- 05 Student
- 06 Consultant/ Contractor
- 07 Engineering/Design
- 08 Operator
- 09 Scientist/ Researcher
- 10 Legislator/ Regulator
- 11 Analyst
- 12 Sales/Marketing
- 13 Manufacturer's Representative
- 14 Communications/ Public Relations
- 15 IT/OT
- 16 Other (Please define: fill in) \_\_\_\_\_

3. What areas do you consider to be your KEY FOCUS AREAS (FOC)? (select all that apply)

- I would like to join the communities associated with my key focus area(s).
- 01 Air Quality and Odor Control
- 02 Biosolids and Residuals
- 03 Climate
- 04 Collection Systems and Conveyance
- 05 Disinfection and Public Health
- 06 Drinking Water
- 07 Energy
- 08 Finance and Investment
- 09 Industrial Water Resources
- 10 Intelligent Water Technology
- 11 Laboratory Analysis and Practices
- 12 Nutrients
- 13 Operation
- 14 Public Communications and Outreach
- 15 Regulation, Policy, Legislation
- 16 Research and Innovation
- 17 Resource Recovery
- 18 Safety, Security, Resilience
- 19 Small Communities
- 20 Stormwater and Watershed
- 21 Utility Management and Leadership
- 22 Watershed Management
- 23 Wastewater Treatment, Design, and Modeling
- 24 Water and Wastewater Treatment
- 25 Workforce